



Immersive HD Series

WHEN THE BEST SOUND MATTERS



Winner
TechHome™



Mark of Excellence

2019 Catalog

Loudspeakers • Subwoofers • Line Arrays • Amplification



Immersive HD Series

WHEN THE BEST SOUND MATTERS

ProAudiophile Loudspeakers



Utilizing our Model 6.5HD module as the building block for customized Immersive Array's. Systems can be designed for any fixed application or venue with up to 16 modules in a single hang. Improved front to back SPL over the entire audience area, typically +/- 2db. High impact audiophile-quality sound with tightly controlled directivity for superior clarity and intelligibility in any environment. Perfect in live venues, performing arts theaters, houses of worship, auditoriums and outdoor venues.

- Houses of Worship
- Performing Arts Theaters
- Athletic Facilities
- Convention Centers
- Theme Parks



- Museums
- Airports & Train Stations
- Challenging Acoustic Spaces
- Multi-Purpose Venues
- Audio, Video Production



Immersive HD Series

WHEN THE BEST SOUND MATTERS

Loudspeakers

Model 6.5HD (Indoor)

**Frequency Response:**

50 Hz - 20 kHz (-10db)

78hz – 20khz +/- 3db

Maximum SPL:

109db Continuous, 115db Peak

Power Handling:

100W AES, 200W

Program 400W Peak

The 6.5HD is a high definition, ultra-high fidelity full range loudspeaker featuring a 6" Planar Magnetic Ribbon and a 6.5" woofer in a true coaxial configuration. The compact, trapezoidal enclosure has been designed with unique waveguides which deliver excellent dispersion and fidelity. Constructed of Baltic Birch with stiff internal bracing creating a colorless sonic enclosure.

Model 6.5HD-AW (All-Weather)

**Frequency Response:**

50 Hz - 20 kHz (-10db)

78hz – 20khz +/- 3db

Maximum SPL:

109db Continuous, 115db Peak

Power Handling:

100W AES, 200W

Program 400W Peak

The 6.5HD-AW is a high definition, ultra-high fidelity full range loudspeaker featuring a 6" Planar Magnetic Ribbon and a 6.5" woofer in a true coaxial configuration. The compact, trapezoidal all weather, molded composite enclosure with an "IP-65" rating, has been designed with unique waveguides delivering excellent dispersion and fidelity.

Model 6.5HD-AW-70V (All-Weather 70 Volt)

**Frequency Response:**

50 Hz - 20 kHz (-10db)

78hz – 20khz +/- 3db

Maximum SPL:

109db Continuous, 115db Peak

Power Handling:

100W AES, 200W

Program 400W Peak

The 6.5HD-AW-70V is the same as our Model 6.5HD-AW with an added high-performance custom built 70 volt 100 watt toroid transformer with low insertion loss and linear response for use when long wire runs or distributed audio is a requirement. Compact, trapezoidal all weather, molded composite enclosure with an "IP-65" rating.

Model 6.5HD-AW-L (All-Weather Landscape)

**Frequency Response:**

50 Hz - 20 kHz (-10db)

78hz – 20khz +/- 3db

Maximum SPL:

109db Continuous, 115db Peak

Power Handling:

100W AES, 200W

Program 400W Peak

The 6.5HD-AW-L is the same as our Model 6.5HD-AW with an included landscape mounting bracket and ground stake. A 24" x 14ga. "Pigtail" has been added for simple installation. Compact, trapezoidal all weather, molded composite enclosure with an "IP-65" rating and was designed for any outdoor installation.

Model 6.5HD-AW-L-70V (Landscape 70 Volt)

**Frequency Response:**

50 Hz - 20 kHz (-10db)

78hz – 20khz +/- 3db

Maximum SPL:

109db Continuous, 115db Peak

Power Handling:

100W AES, 200W

Program 400W Peak

The 6.5HD-AW-L-70V is the same as our Model 6.5HD-AW-L with an added high-performance custom built 70 volt 100 watt toroid transformer with low insertion loss and linear response for use when long wire runs or distributed audio is a requirement. Compact, trapezoidal all weather, molded composite enclosure with an "IP-65" rating and was designed for any outdoor installation.

Model 6.5HD2 (Indoor)

**Frequency Response:**

50 Hz - 20 kHz (-10db)

78hz – 20khz +/- 3db

Maximum SPL:

115db Continuous, 121db Peak

Power Handling:

200W AES, 400W Program,

800W Peak

The 6.5HD2 consists of a pair of 6.5HD loudspeakers configured as a coupled splayed array to produce more output (+6db) and more vertical control for longer throw distances and greater intelligibility. Shipped as shown and pre-wired for single channel operation.



Immersive HD Series

WHEN THE BEST SOUND MATTERS



High Definition Outdoor Audio

Harwood District roof top restaurant and bar in Dallas Texas featuring our 6.5HD2-AW loudspeakers that achieve 6db more output and more vertical control for longer throw distances with greater, even coverage and intelligibility. With detailed Highs and clear tight Mid-Range coupled with an unexpected punchy Low end the 6.5HD2-AW delivers an audio experience unlike any other. Immersive 6.5HD2-AW loudspeakers are ideal for installations in restaurants, bars, board rooms, behind screens in home theaters, commercial and residential outdoor patios, landscapes and common areas where high fidelity, high output sound is required.



Immersive HD Series

WHEN THE BEST SOUND MATTERS

Loudspeakers

Model 6.5HD2-AW (All-Weather)



Frequency Response:
50 Hz - 20 kHz (-10db)
78hz – 20khz +/- 3db
Maximum SPL:
115db Continuous, 121db Peak
Power Handling:
200W AES, 400W Program,
800W Peak

The 6.5HD2-AW consists of a pair of 6.5HD-AW loudspeakers configured as a coupled splayed array to produce more output (+6db) and more vertical control for longer throw distances and greater intelligibility. Shipped as shown and pre-wired for single channel operation. Compact, trapezoidal all weather, molded composite enclosure with an "IP-65" rating.

Model 6.5HD2-AW-70V (All-Weather 70 Volt)



Frequency Response:
50 Hz - 20 kHz (-10db)
78hz – 20khz +/- 3db
Maximum SPL:
115db Continuous, 121db Peak
Power Handling:
200W AES, 400W Program,
800W Peak

The 6.5HD2-AW-70V consists of a pair of 6.5HD-AW-70V loudspeakers configured as a coupled splayed array to produce more output (+6db) and more vertical control for longer throw distances and greater intelligibility. Includes high-performance custom built 70 volt 100 watt toroid transformers when long wire runs or distributed audio is a requirement.

Model 6.5HD2-AW-L (All-Weather Landscape)



Frequency Response:
50 Hz - 20 kHz (-10db)
78hz – 20khz +/- 3db
Maximum SPL:
115db Continuous, 121db Peak
Power Handling:
200W AES, 400W Program,
800W Peak

The 6.5HD2-AW-L consists of a pair of 6.5HD-AW-L loudspeakers configured as a coupled splayed array to produce more output (+6db) and more vertical control for longer throw distances and greater intelligibility. Trapezoidal all weather, molded composite enclosure with an "IP-65" rating. Included Landscape Mounting System (BKT-6.5LB) with ground stake.

Model 6.5HD2-AW-L-70V (Landscape 70 Volt)



Frequency Response:
50 Hz - 20 kHz (-10db)
78hz – 20khz +/- 3db
Maximum SPL:
115db Continuous, 121db Peak
Power Handling:
200W AES, 400W Program,
800W Peak

The 6.5HD2-AW-L-70V consists of a pair of 6.5HD-AW-L-70V loudspeakers configured as a coupled splayed array to produce more output (+6db) and more vertical control for longer throw distances and greater intelligibility. Shipped as shown and pre-wired for single channel operation. Includes high-performance custom built 70 volt 100 watt transformers.

Model 26.5HD (Indoor)



Frequency Response:
67Hz - 20kHz (-10db)
100hz – 20khz +/- 3db
Maximum SPL:
115db Continuous, 121db Peak
Power Handling:
200W AES, 400W Program,
800W Peak

The 26.5HD is a high definition, ultra-high-fidelity loudspeaker featuring a 6" Planar Magnetic Ribbon and a 6.5" woofer in a true coaxial configuration with an additional 6.5" Low Frequency woofer for high sensitivity and high output. Wide horizontal dispersion is maintained by way of a custom 2.5-way crossover.

Model SB5500 (All-Weather)



Frequency Response Per Ch:
67Hz - 20kHz (-10db)
100hz – 20khz +/- 3db
Maximum SPL Per Ch:
115db Continuous, 121db Peak
Power Handling Per Ch:
200W AES, 400W Program,
800W Peak

The SB5500 is an all-weather, high definition, ultra-high-fidelity stereo soundbar loudspeaker featuring two (2) 6" Planar Magnetic Ribbon and 6.5" woofer in a true coaxial configuration in addition of two (2) 6.5" Low Frequency woofers for high sensitivity and high output.



Immersive HD Series

WHEN THE BEST SOUND MATTERS



Commercial Landscape





Immersive HD Series

WHEN THE BEST SOUND MATTERS

Subwoofers

Model 10HDR-AW *(All-Weather Landscape)*



Frequency Response:
35hz - 300Hz (-10db)
50hz – 300hz +/- 3db
Maximum SPL:
118db Continuous, 124db Peak
Power Handling:
300W AES, 600W Program,
1200W Peak

The 10HDR-AW is an all-weather high definition compact subwoofer, featuring a high power 10" long throw all weather low frequency transducer. The ported composite enclosure as well as all components are designed to withstand the harshest of environmental conditions in any permanent outdoor installation.

Model 10HDR-AW-70V *(All-Weather 70 Volt)*



Frequency Response:
35hz - 300Hz (-10db)
50hz – 300hz +/- 3db
Maximum SPL:
118db Continuous, 124db Peak
Power Handling:
300W AES, 600W Program,
1200W Peak

The 10HDR-AW-70V is the same as Model 10HDR-AW with an added high-performance custom built 70 volt 300 watt toroid transformer for use when long wire runs or distributed audio is a requirement. The ported All-Weather composite enclosure (IP-26 per IEC529) designed to withstand the harshest of environmental conditions in any outdoor installation.

Model 12HDR-AW *(All-Weather Landscape)*



Frequency Response:
33hz - 300hz (-10db)
41hz – 300hz (+/- 3db)
Maximum SPL:
123db Continuous, 129db Peak
Power Handling:
1000W AES, 2000W Program,
4000W Peak

The 12HDR-AW is an all-weather high definition compact subwoofer, featuring a high power 12" long throw all weather low frequency transducer. The ported All-Weather composite enclosure (IP-26 per IEC529) designed to withstand the harshest of environmental conditions in any permanent outdoor installation.

Model 12HDR-AW-70V *(All-Weather 70 Volt)*



Frequency Response:
33hz - 300hz (-10db)
41hz – 300hz (+/- 3db)
Maximum SPL:
123db Continuous, 129db Peak
Power Handling:
1000W AES, 2000W Program,
4000W Peak

The 12HDR-AW-70V is the same as Model 12HDR-AW with an added high-performance custom built 70 volt 300 watt toroid transformer for use when long wire runs or distributed audio is a requirement. The ported All-Weather composite enclosure (IP-26 per IEC529) designed to withstand the harshest of environmental conditions in any outdoor installation.

Model S28BP-AW *(All-Weather Landscape)*



Frequency Response:
40hz – 150hz
Maximum SPL:
118db Continuous, 124db Peak
Power Handling:
200W AES, 400W Program,
800W Peak

The S28BP-AW is an ultra-compact all weather outdoor hard surface Landscape subwoofer, featuring dual cast aluminum, composite cone, long throw 8" woofers in a unique Bandpass Parallel Double-Tuned design. The low-profile composite enclosure and all components are designed to withstand the harshest of environmental conditions in any permanent installation.

Model 12BP-IG *(All-Weather In-Ground)*



Frequency Response:
34hz - 140hz
Maximum SPL:
123db Continuous, 129db Peak
Power Handling:
1000W AES, 2000W Program,
4000W Peak

Model 12BP-IG (Patent Pending) is an all-weather, in-ground, compact subwoofer, featuring a high power 12" long throw all weather low frequency transducer in a unique Bandpass Parallel Double-Tuned design.




Immersive HD Series

WHEN THE BEST SOUND MATTERS



Commercial Entertainment



Red Bull Stage at Planet Hollywood, Las Vegas, NV



Immersive

WHEN THE BEST SOUND MATTERS

Subwoofers

Model S11BP

(All-Weather In-Ground)



Frequency Response:

41hz - 150hz

Maximum SPL:

113db Continuous, 119db Peak

Power Handling:

200W x 2

Model S11BP in-ground subwoofer is designed to be partially buried or as a hard-scape installation. Our proprietary 11" driver is an 8Ω, dual voice coil with a frequency response of 41Hz - 150Hz. Robust composite enclosure and powder coated canopy for "All Weather" outdoor installations.

Model 112HD

(Indoor)



Frequency Response:

33hz - 300hz (-10db)

41hz - 300hz (+/- 3db)

Maximum SPL:

123db Continuous, 129db Peak

Power Handling:

1000W AES, 2000W Program, 4000W Peak

The 112HD is a high definition compact subwoofer, featuring a high power 12" long throw, low frequency transducers. The uniquely braced 18mm Baltic Birch enclosure has been designed to achieve maximum extension and tight bass response. Our Weatherized Finish for protected outdoor areas is available **Model 112HD-WF**.

Model 112HD-70V

(70 Volt)



Frequency Response:

33hz - 300hz (-10db)

41hz - 300hz (+/- 3db)

Maximum SPL:

123db Continuous, 129db Peak

Power Handling:

1000W AES, 2000W Program, 4000W Peak

The 112HD-70V is the same as Model 112HD with built-in high-performance custom built 70 volt 300 watt toroid transformers with low insertion loss and linear response for use when long wire runs or distributed audio is a requirement. Our Weatherized Finish for protected outdoor areas is available **Model 112HD-WF-70V**.

Model 212HD

(Indoor)



Frequency Response:

32hz - 300hz (-10db)

41hz - 300hz (+/- 3db)

Maximum SPL:

130db Continuous, 136db Peak

Power Handling:

2000W AES, 4000W Program, 8000W Peak

The 212HD is a high definition compact subwoofer, featuring two (2) high power 12" long throw, low frequency transducers. The uniquely braced 18mm Baltic Birch enclosure has been designed to achieve maximum extension and tight bass response. Our Weatherized Finish for protected outdoor areas is available **Model 212HD-WF**.

Model 212HD-70V

(70 Volt)



Frequency Response:

32hz - 300hz (-10db)

41hz - 300hz (+/- 3db)

Maximum SPL:

130db Continuous, 136db Peak

Power Handling:

2000W AES, 4000W Program, 8000W Peak

The 212HD-70V is the same as Model 212HD with built-in high-performance custom built 70 volt 300 watt toroid transformers with low insertion loss and linear response for use when long wire runs or distributed audio is a requirement. Our Weatherized Finish for protected outdoor areas is available **Model 212HD-WF-70V**.



Immersive HD Series

WHEN THE BEST SOUND MATTERS



Houses of Worship



Custom Line Array Installations At Peachtree Road United Methodist Church, Atlanta, GA




Immersive HD Series

WHEN THE BEST SOUND MATTERS

Line Arrays

Model 6.5HDLA Custom Line Arrays



Model HDLA-10 Shown



Model 6.5HDLA Shown

Frequency Response:

50hz - 16khz

Maximum SPL:

128db Continuous, 134db Peak

Power Handling:

1000W AES, 2000W Program,
4000W Peak

Utilizing our Model 6.5HDLA module as the building block for customized Immersive Array's. Systems can be designed for any fixed application or venue with up to 16 modules in a single hang. Improved front to back SPL over the entire audience area, typically +/- 3db. High impact audiophile quality sound in any environment.

Amplifiers

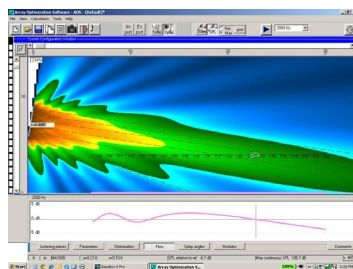
AmbiSonic Model D3200

AmbiSonic's new Model D3200 amplifier has been designed and engineered to deliver the best possible "Audiophile" quality sound. Featuring three (3) channels of clean power for multiple applications. Channel one (1) output is 2000Wrms @ 4Ω with channels two (2) & three (3) output at 800Wrms @ 4Ω. Coupled with a full featured Digital Signal Processor (DSP) for fine tuning of loudspeakers to their environment.



- High power Tri-Amp DSP amplifier
- Advanced audiophile UMAC™ class D by Pascal™
- Mixed-mode 64 bits digital optimized processing
- DSP control via Ethernet connection
- 24bit/96kHz ADC/DAC, low 0.6ms latency
- Front panel LCD / DSP controls
- Advanced cooling for class D amplifiers
- Fan suspension and dual mode control
- Analog and Digital I/O
- Maximum input level: +22dBu

AOS Array Optimization Software



The AOS software can automatically configure the optimum splay angles for each of the 6.5HD modules. Additional information such as SPL over distance mapping, optimal suspension point, array weight and geometry can be displayed. AOS is simple and intuitive, producing the most accurate line arrays for any venue.

Model L-240

Model L-240 WiFi / Bluetooth Stereo Outdoor Amplifier



AmbiSonic's new Model L-240 amplifier has been designed and engineered to deliver the best possible "Audiophile" quality sound. Featuring two (2) channels of clean power for many outdoor applications. Easily connects to WiFi or Bluetooth from your digital devices allowing you to play music content from your favorite streaming services or personal catalogs.

Crown Cdi Series

The CDi Series amplifiers are professional tools designed and built for installed sound applications. The series includes four models which are identical except for output power: CDi 1000, CDi 4000, and CDi 6000. All are rugged and lightweight, and offer unmatched value in their class.



Extremely versatile; rated for 2-, 4-, 8-ohm loads and 70V and 140V outputs.

- Switch-mode universal power supply.
- Intuitive front-panel LCD screen for quick, easy configuration.
- Onboard digital signal processing includes crossovers, EQ filters, delay, and output limiting.
- Up to 20 user defined DSP presets are available.



Immersive HD Series

WHEN THE BEST SOUND MATTERS



Houses of Worship



Calvary Chapel, Jurupa Valley, CA



Caesar's Palace Sports Book, Las Vegas, NV



Warranty

Ambisonic Systems LLC (Ambisonic) Warranty is in effect for a period of 3 years from the date of first consumer purchase. Except as outlined below, your Ambisonic Warranty covers all defects in material and workmanship as long as the product is properly used and maintained.

If the Product is deemed defective by Ambisonic, Ambisonic will at its option, repair or replace the Product. If the defective Product cannot be repaired or is no longer available for replacement, Ambisonic may replace the Product with a current equivalent model of equal or greater value.

Under terms of this Warranty, the Product must be returned to an authorized Ambisonic dealer or Ambisonic. Return shipping and associated costs for exchanges or repairs is the sole responsibility of the original purchaser.

Limitations:

This limited Warranty does not cover failure of the Product resulting from improper installation, misuse, abuse, accident, neglect, mishandling, or wear and tear from ordinary use or environmental deterioration.

This limited Warranty does not cover cosmetic damage, including paint damage, or consequential damage to the other components or premises which may result for any reason from the failure of the Product.

This limited Warranty is null and void for Products not used in accordance with Ambisonic's instructions.

This limited Warranty is null and void for Products with altered or missing serial numbers and for Products not purchased from an authorized Ambisonic dealer.

This limited Warranty terminates if you sell or otherwise transfer this Product to another party.